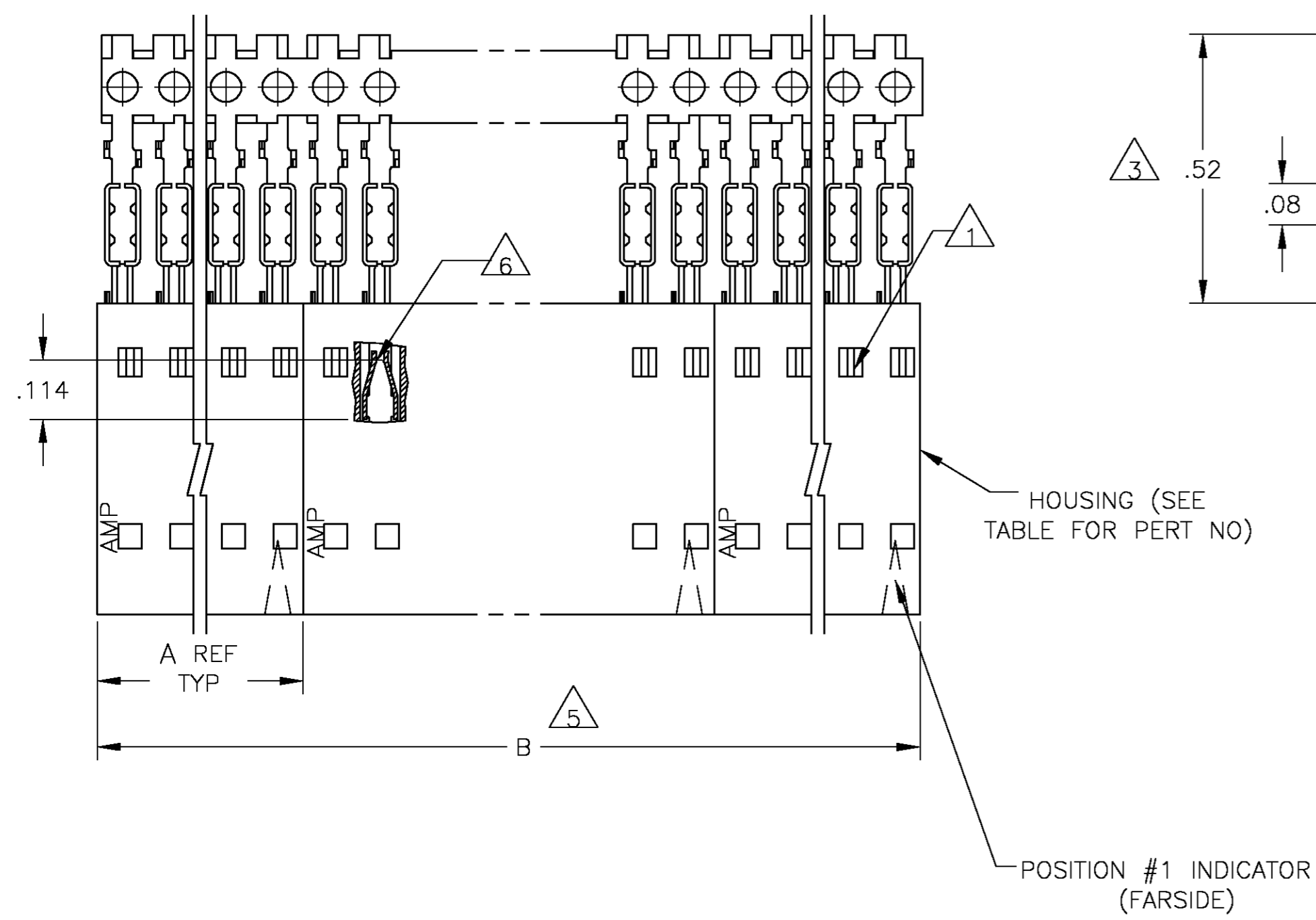
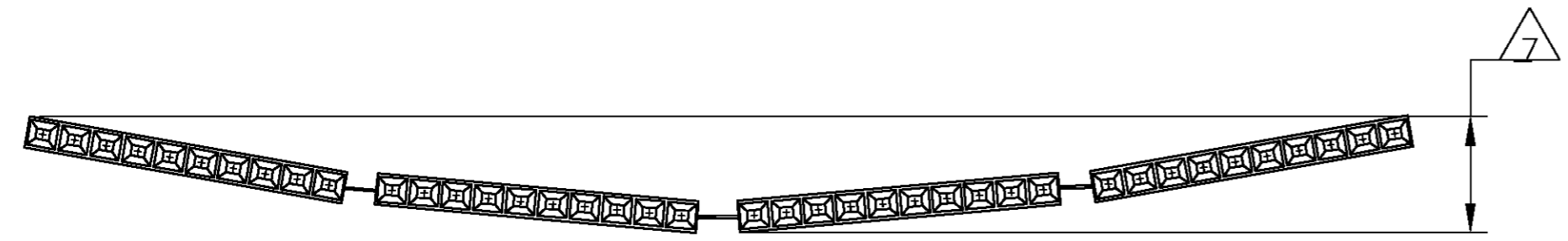
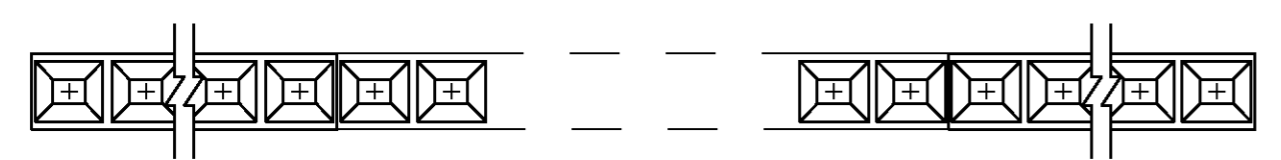


THIS DRAWING IS UNPUBLISHED. RELEASED FOR PUBLICATION
 © COPYRIGHT BY TYCO ELECTRONICS CORPORATION. ALL RIGHTS RESERVED.

LOC	DIST	REVISIONS					
AD	00	P	LTR	DESCRIPTION	DATE	DWN	APVD
		K		EC 0G3C 0760 04	05APR05	BSV	JLG



- 1 CONTACTS ARE LATCHED INTO THE PRELOAD WINDOWS
- 2 USE WITH #22-#26 AWG WIRE SIZE, .054/.030 INSULATION DIAMETER, .015 MAXIMUM INSULATION THICKNESS
- 3 THE DIMENSION APPLIES WITH THE FORWARD PRELOAD STOP IN CONTACT WITH THE HOUSING SURFACE
- 4 POINT OF MEASUREMENT FOR PLATING THICKNESS
- 5 ASSEMBLIES ARE JOINED BY THE CARRIER STRIP. ORDER QUANTITY REFLECTS TOTAL NUMBER OF INDIVIDUAL ASSEMBLIES REQUIRED. SEE TABLE FOR NUMBER OF ASSEMBLIES PER STRIP.
- 6 POINT OF MEASUREMENT FOR PLATING THICKNESS (INSIDE BEAMS)
- 7 MAXIMUM ALLOWABLE BOW OF ASSEMBLY NOT TO EXCEED .055.
- 8 CONTACTS: .000030 GOLD IN THE CONTACT AREA, .000050-.000100 BRIGHT TIN-LEAD ON THE TERMINATION AREA, ALL OVER .000050 NICKEL
- 9 CONTACTS: .000030 GOLD IN THE CONTACT AREA, .000050-.000100 MATTE TIN ON THE TERMINATION AREA, ALL OVER .000050 NICKEL



EXAMPLE: STRIP ASSEMBLY
SCALE 2:1

9	2	2.40	1.198	1-103688-1	12	6-104439-1
9	2	2.20	1.098	1-103688-0	11	6-104439-0
9	2	2.00	.998	103688-9	10	5-104439-9
9	2	1.80	.898	103688-8	9	5-104439-8
9	2	1.60	.798	103688-7	8	5-104439-7
9	2	1.40	.698	103688-6	7	5-104439-6
9	4	2.39	.598	103688-5	6	5-104439-5
9	4	1.99	.498	103688-4	5	5-104439-4
9	5	1.99	.398	103688-3	4	5-104439-3
9	5	1.49	.298	103688-2	3	5-104439-2
9	10	1.98	.198	103688-1	2	5-104439-1
8	2	2.40	1.198	1-103688-1	12	1-104439-1
8	2	2.20	1.098	1-103688-0	11	1-104439-0
8	2	2.00	.998	103688-9	10	104439-9
8	2	1.80	.898	103688-8	9	104439-8
8	2	1.60	.798	103688-7	8	104439-7
8	2	1.40	.698	103688-6	7	104439-6
8	4	2.39	.598	103688-5	6	104439-5
8	4	1.99	.498	103688-4	5	104439-4
8	5	1.99	.398	103688-3	4	104439-3
8	5	1.49	.298	103688-2	3	104439-2
8	10	1.98	.198	103688-1	2	104439-1
PLATING	5	B	A	HOUSING PART NUMBER	NO OF POSN	ASSEMBLY PART NUMBER ON STRIP

THIS DRAWING IS A CONTROLLED DOCUMENT.

DWN M PASTAL 05APR05
 CHK J GESFORD 05APR05
 APVD J GESFORD 05APR05

TOLERANCES UNLESS OTHERWISE SPECIFIED:
 0 PLC ± -
 1 PLC ± -
 2 PLC ± .02
 3 PLC ± .005
 4 PLC ± -
 ANGLES ± -
 FINISH SEE TABLE

MATERIAL HOUSING: FLAME RETARDANT THERMOPLASTIC
 COLOR: BLACK
 CONTACTS: PHOS BRONZE

108-25034
 APPLICATION SPEC
 114-25026

WEIGHT -

CUSTOMER DRAWING

Tyco Electronics Corporation
 Harrisburg, Pa 17105-3608

RCPT ASSY, AMPMODU MTE, SINGLE ROW,
 .100 CL, HIGH PRESSURE, STRIP FORM,
 FOR #22-#26 AWG WIRE SIZE

SIZE A2 CAGE CODE 00779 DRAWING NO C=104439 RESTRICTED TO -

SCALE 4:1 SHEET 1 OF 1 REV K